

Unit 3.1: Trigonometric Fourier Series

Contents

- Colophon
- Agenda
- Motivating Examples
- Wave Analysis
- Odd, Even and Half-wave Symmetry
- Symmetry in Trigonometric Fourier Series
- Computing coefficients of Trig. Fourier Series in MATLAB
- Gibbs Phenomenon

Any periodic waveform can be approximated by a DC component (which may be 0) and the sum of the fundamental and harmonic sinusoidal waveforms. This has important applications in many applications of electronics but is particularly crucial for signal processing and communications.

Colophon

An annotatable worksheet for this presentation is available as [Worksheet 2](#).

- The source code for this page is [fourier_series/1/trig_fseries.md](#).
- You can view the notes for this presentation as a webpage ([HTML](#)).
- This page is downloadable as a [PDF](#) file.

Agenda

- Motivating examples
- Wave analysis and the Trig. Fourier Series
- Symmetry in Trigonometric Fourier Series
- Computing coefficients of Trig. Fourier Series in MATLAB
- Gibbs Phenomenon

Motivating Examples

This [Fourier Series demo](#), developed by Members of the Center for Signal and Image Processing (CSIP) at the [School of Electrical and Computer Engineering](#) at the [Georgia Institute of Technology](#), shows how periodic signals can be synthesised by a sum of sinusoidal signals.

It is here used as a motivational example in our introduction to [Fourier Series](#). (See also [Fourier Series](#) from Wolfram MathWorld referenced in the **Quick Reference** on Blackboard.)

To install this example, download the [zip file](#) and unpack it somewhere on your MATLAB path.

Wave Analysis

- [Jean Baptiste Joseph Fourier](#) (21 March 1768 – 16 May 1830) discovered that any **periodic** signal could be represented as a series of *harmonically related* sinusoids.
- An *harmonic* is a frequency whose value is an integer multiple of some *fundamental frequency*
- For example, the frequencies 2 MHz, 3 Mhz, 4 MHz are the second, third and fourth harmonics of a sinusoid with fundamental frequency 1 Mhz.

The Trigonometric Fourier Series

Any periodic waveform $f(t)$ can be represented as

$$f(t) = \frac{1}{2}a_0 + a_1 \cos \Omega_0 t + a_2 \cos 2\Omega_0 t + a_3 \cos 3\Omega_0 t + \dots + a_n \cos n\Omega_0 t + \\ + b_1 \sin \Omega_0 t + b_2 \sin 2\Omega_0 t + b_3 \sin 3\Omega_0 t + \dots + b_n \sin n\Omega_0 t + \dots$$

or equivalently (if more confusingly)

$$f(t) = \frac{1}{2}a_0 + \sum_{n=1}^{\infty} (a_n \cos n\Omega_0 t + b_n \sin n\Omega_0 t)$$

where Ω_0 rad/s is the *fundamental frequency*.

Notation

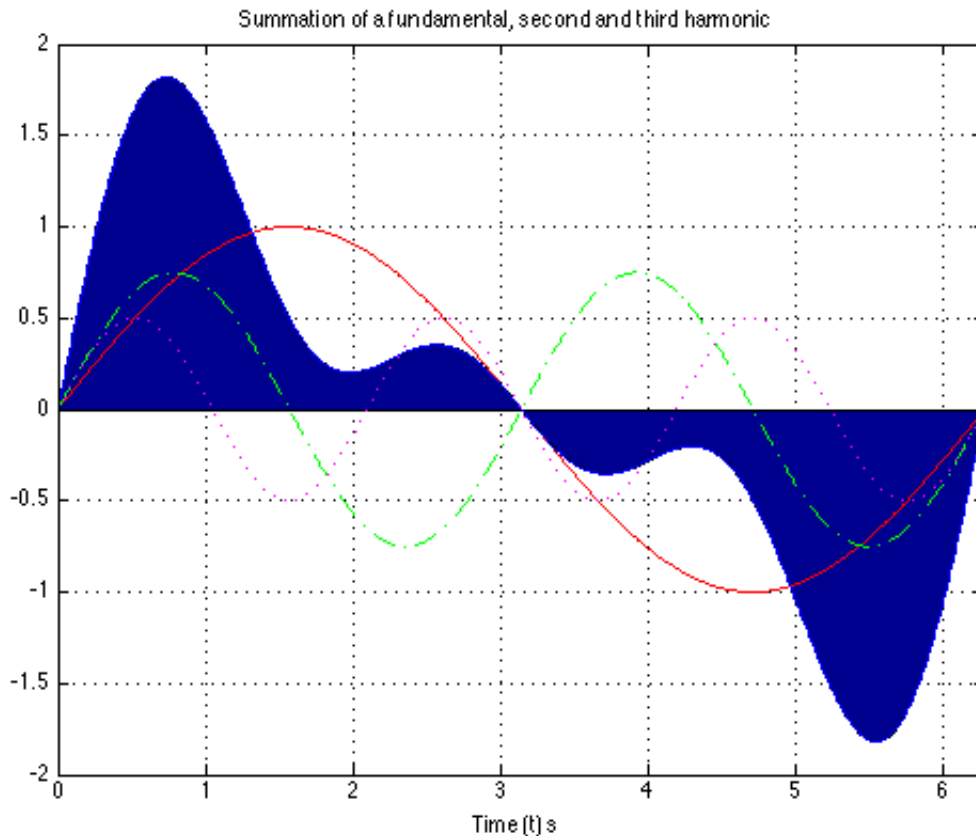
- The first term $a_0/2$ is a constant and represents the DC (average) component of the signal $f(t)$
- The terms with coefficients a_1 and b_1 together represent the fundamental frequency component of $f(t)$ at frequency Ω_0 .
- The terms with coefficients a_2 and b_2 together represent the second harmonic frequency component of $f(t)$ at frequency $2\Omega_0$.

And so on.

Since any periodic function $f(t)$ can be expressed as a Fourier series, it follows that the sum of the DC, fundamental, second harmonic and so on must produce the waveform $f(t)$.

Sums of sinusoids

In general, the sum of two or more sinusoids does not produce a sinusoid as shown below.



To generate this picture use [fourier_series1.m](#).

Evaluation of the Fourier series coefficients

The coefficients are obtained from the following expressions (valid for any periodic waveform with fundamental frequency Ω_0 so long as we integrate over one period $0 \rightarrow T_0$ where $T_0 = 2\pi/\Omega_0$), and $\theta = \Omega_0 t$:

$$\frac{1}{2}a_0 = \frac{1}{T_0} \int_0^{T_0} f(t) dt = \frac{1}{\pi} \int_0^{2\pi} f(\theta) d\theta$$

$$a_n = \frac{1}{T_0} \int_0^{T_0} f(t) \cos n\Omega_0 t dt = \frac{1}{2\pi} \int_0^{2\pi} f(\theta) \cos n\theta d\theta$$

$$b_n = \frac{1}{T_0} \int_0^{T_0} f(t) \sin n\Omega_0 t dt = \frac{1}{2\pi} \int_0^{2\pi} f(\theta) \sin n\theta d\theta$$

Odd, Even and Half-wave Symmetry

Odd and even symmetry

- An *odd* function is one for which $f(t) = -f(-t)$. The function $\sin t$ is an *odd* function.
- An *even* function is one for which $f(t) = f(-t)$. The function $\cos t$ is an *even* function.

Half-wave symmetry

- A periodic function with period T is a function for which $f(t) = f(t + T)$
- A periodic function with period T , has *half-wave symmetry* if $f(t) = -f(t + T/2)$

Symmetry in Trigonometric Fourier Series

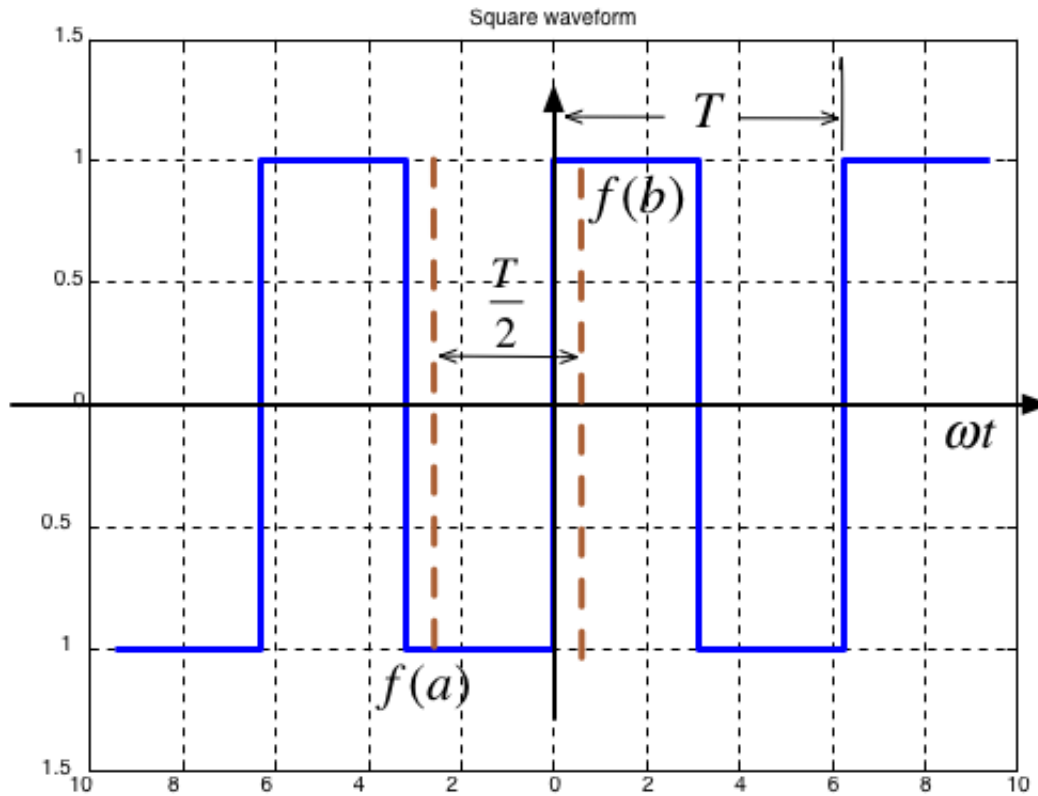
There are simplifications we can make if the original periodic properties has certain properties:

- If $f(t)$ is odd, $a_0 = 0$ and there will be no cosine terms so $a_n = 0 \forall n > 0$
- If $f(t)$ is even, there will be no sine terms and $b_n = 0 \forall n > 0$. The DC may or may not be zero.
- If $f(t)$ has *half-wave symmetry* only the odd harmonics will be present. That is a_n and b_n is zero for all even values of n (0, 2, 4, ...)

Symmetry in Common Waveforms

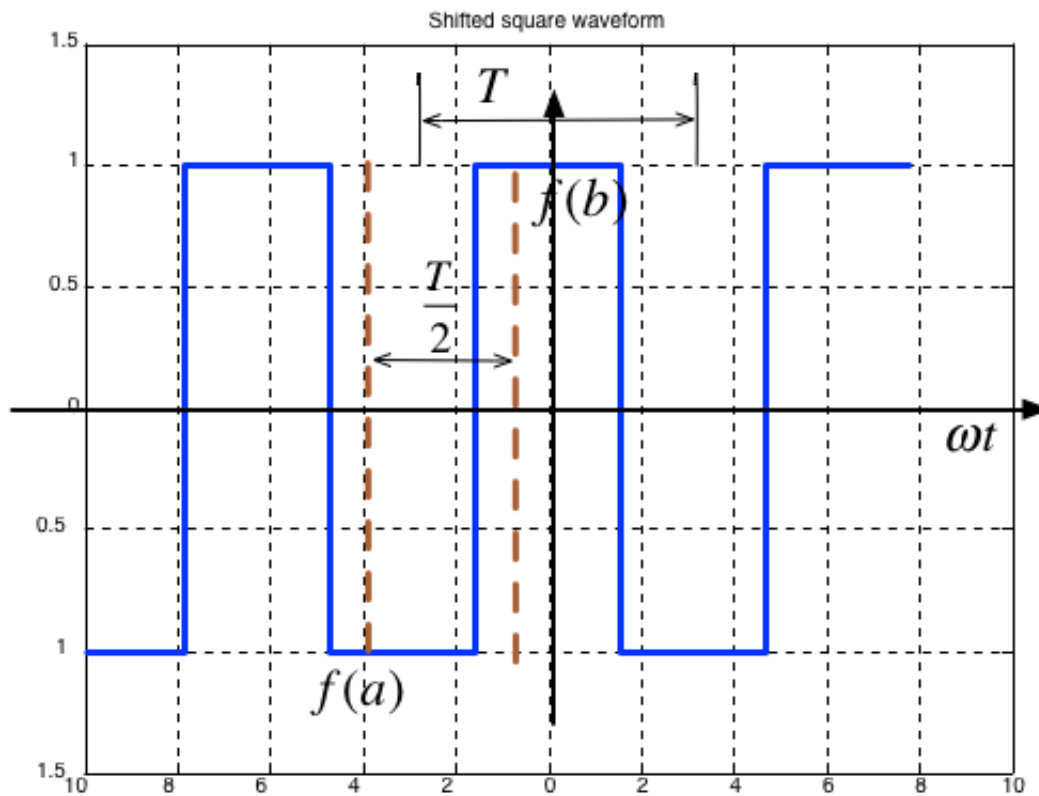
To reproduce the following waveforms (without annotation) publish the script [waves.m](https://www.waves.m).

Squarewave



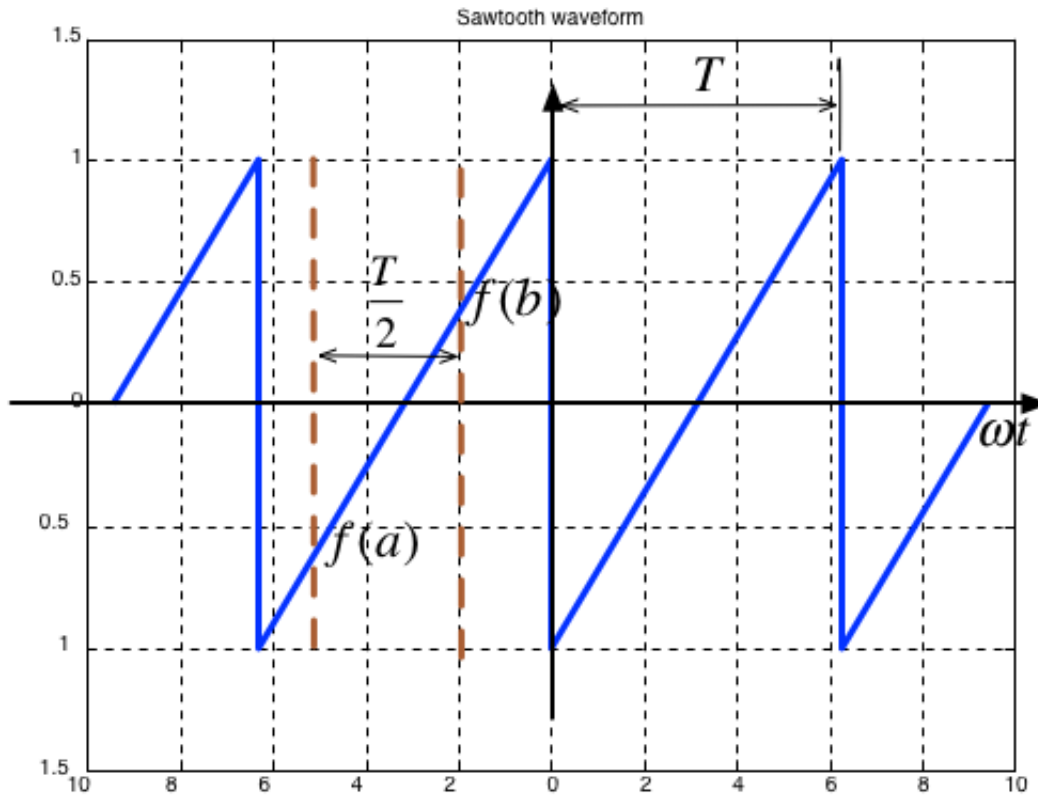
- Average value over period T is ...?
- It is an **odd/even** function?
- It **has/has not** half-wave symmetry $f(t) = -f(t + T/2)$?

Shifted Squarewave



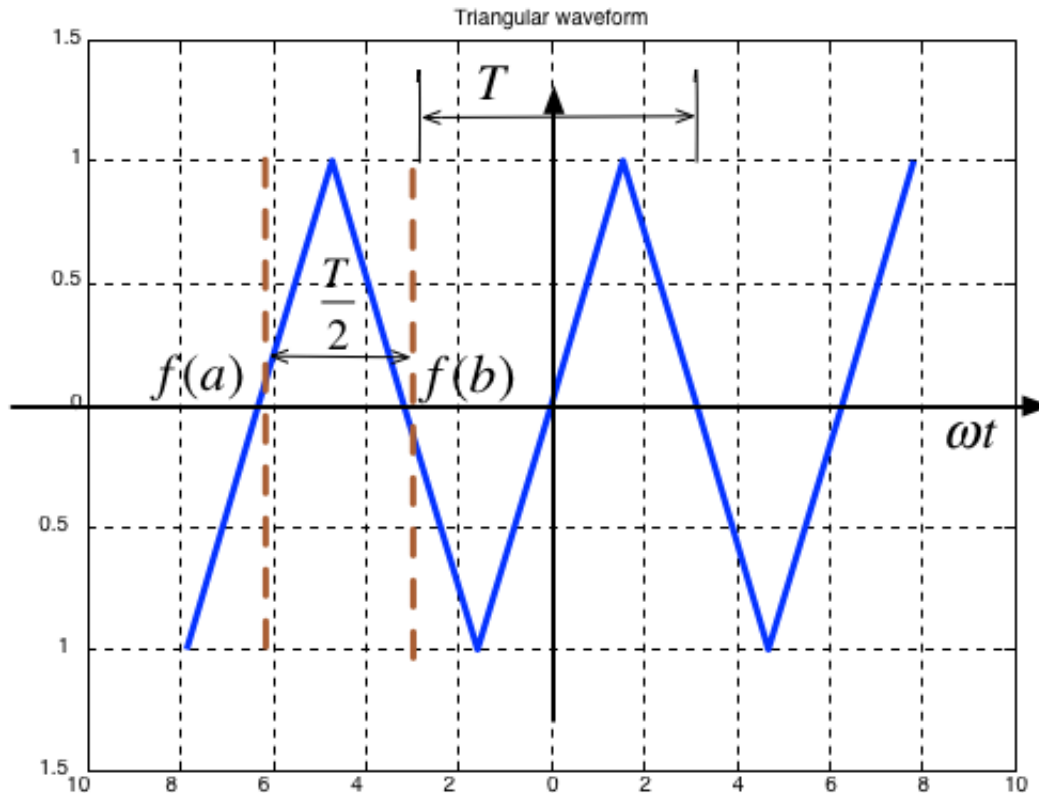
- Average value over period T is ...?
- It is an **odd/even** function?
- It **has/has not** half-wave symmetry $f(t) = -f(t + T/2)$?

Sawtooth



- Average value over period T is ...?
- It is an **odd/even** function?
- It **has/has not** half-wave symmetry $f(t) = -f(t + T/2)$?

Triangle

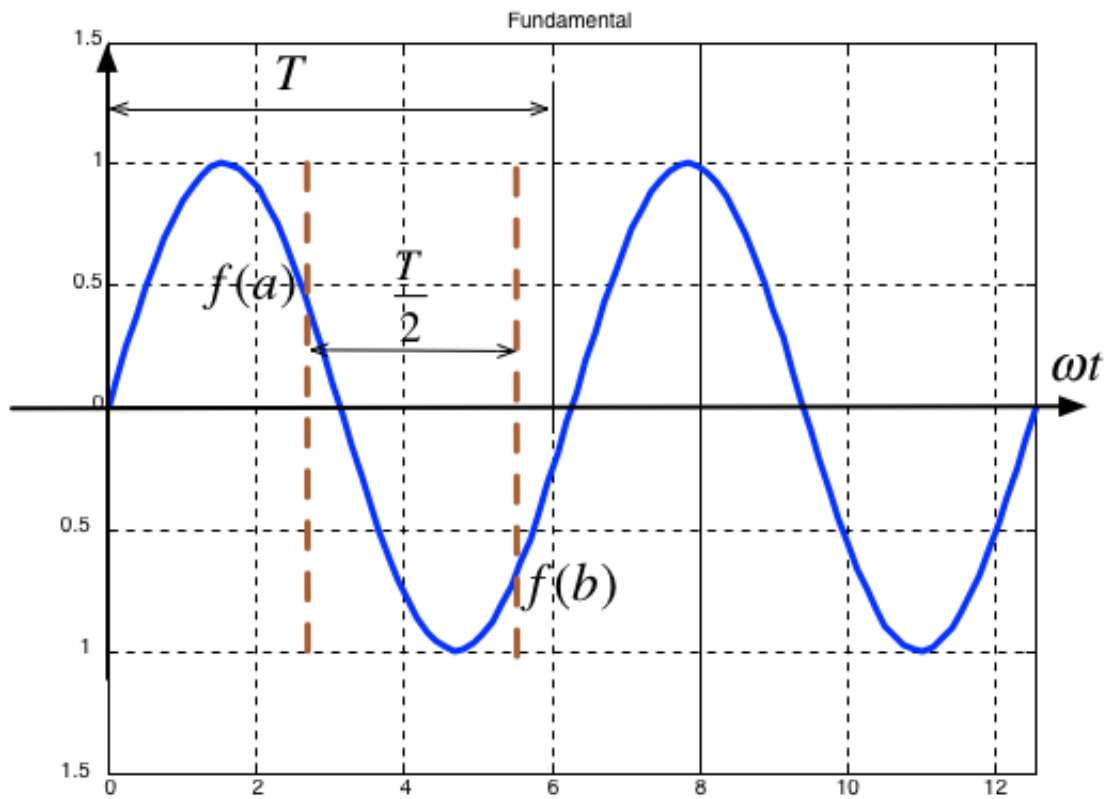


- Average value over period T is ...?
- It is an **odd/even** function?
- It **has/has not** half-wave symmetry $f(t) = -f(t + T/2)$?

Symmetry in fundamental, Second and Third Harmonics

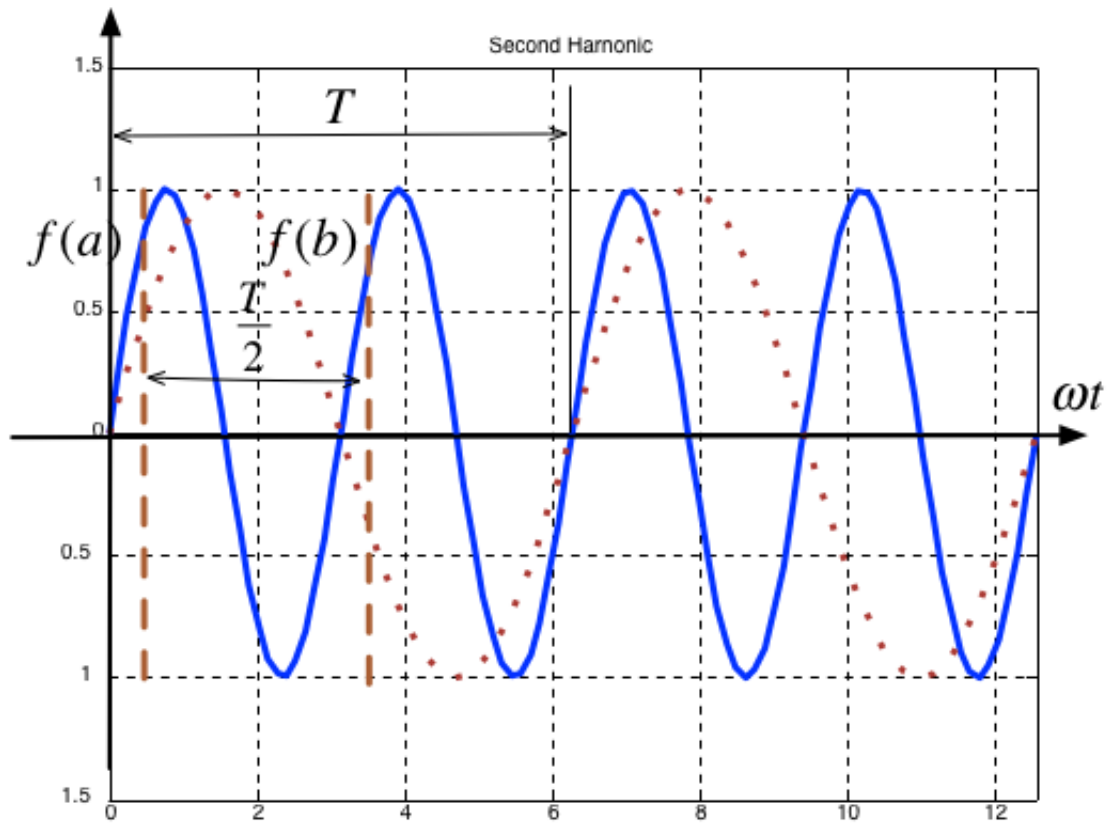
In the following, $T/2$ is taken to be the half-period of the fundamental sinewave.

Fundamental



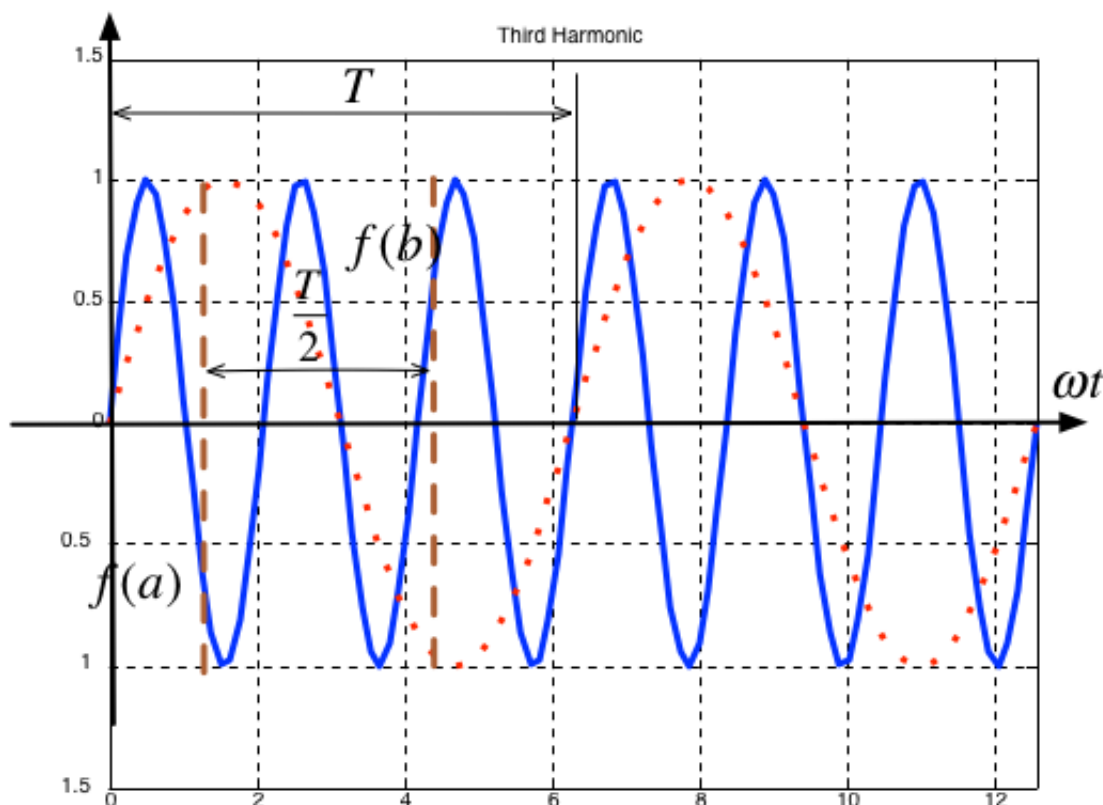
- Average value over period T is ...?
- It is an **odd/even** function?
- It **has/has not** half-wave symmetry $f(t) = -f(t + T/2)$?

Second Harmonic



- Average value over period T is ...?
- It is an **odd/even** function?
- It **has/has not** half-wave symmetry $f(t) = -f(t + T/2)$?

Third Harmonic



- Average value over period T is ...?
- It is an **odd/even** function?
- It **has/has not** half-wave symmetry $f(t) = -f(t + T/2)$?

Some simplifications that result from symmetry

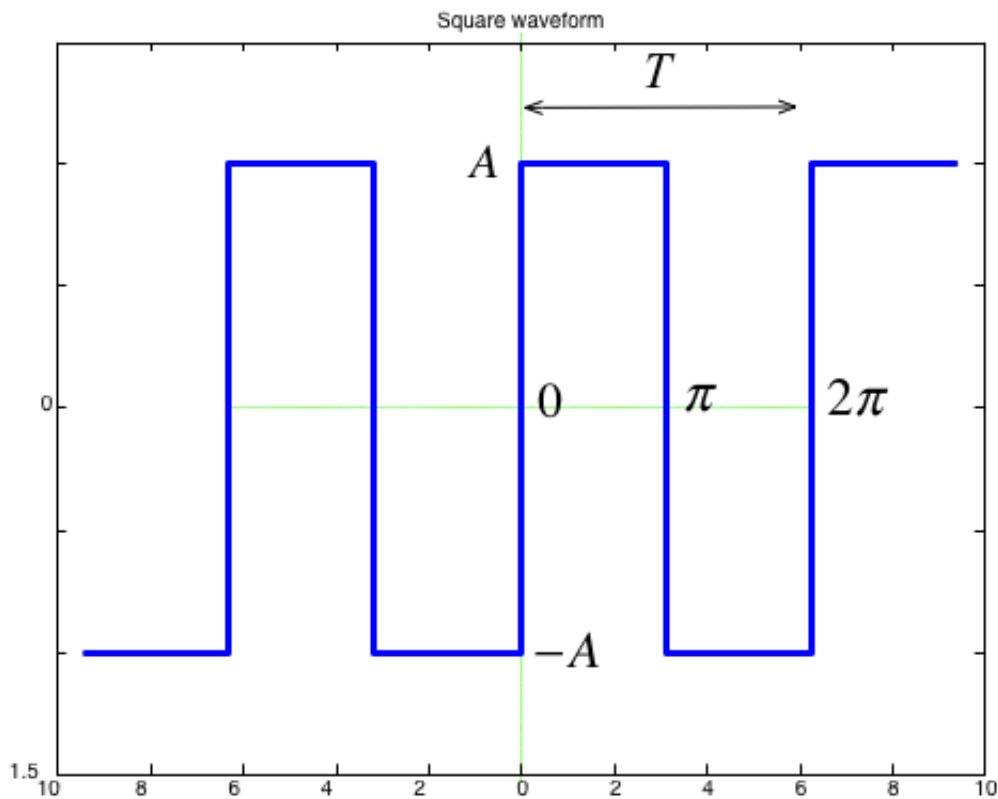
- The limits of the integrals used to compute the coefficients a_n and b_n of the Fourier series are given as $0 \rightarrow 2\pi$ which is one period T
- We could also choose to integrate from $-\pi \rightarrow \pi$
- If the function is *odd*, or *even* or has *half-wave symmetry* we can compute a_n and b_n by integrating from $0 \rightarrow \pi$ and multiplying by 2.
- If we have *half-wave symmetry* we can compute a_n and b_n by integrating from $0 \rightarrow \pi/2$ and multiplying by 4.

(For more details see page 7-10 of Karris)

Computing coefficients of Trig. Fourier

Series in MATLAB

As an example let's take a square wave with amplitude $\pm A$ and period T .



Solution

```
clear all
cd ../matlab
format compact
```

```
syms t n A pi
n = [1:11];
```

DC component

```
half_a0 = 1/(2*pi)*(int(A,t,0,pi)+int(-A,t,pi,2*pi))
```

```
half_a0 =
```

```
0
```

Compute harmonics

```
ai = 1/pi*(int(A*cos(n*t),t,0,pi)+int(-A*cos(n*t),t,pi,2*pi));
bi = 1/pi*(int(A*sin(n*t),t,0,pi)+int(-A*sin(n*t),t,pi,2*pi));
```

Reconstruct $f(t)$ from harmonic sine functions

```
ft = half_a0;
for k=1:length(n)
    ft = ft + ai(k)*cos(k*t) + bi(k)*sin(k*t);
end;
```

Make numeric

```
ft_num = subs(ft,A,1.0);
```

Print using 4 sig digits

```
ft_num = vpa(ft_num, 4)
```

```
ft_num =
```

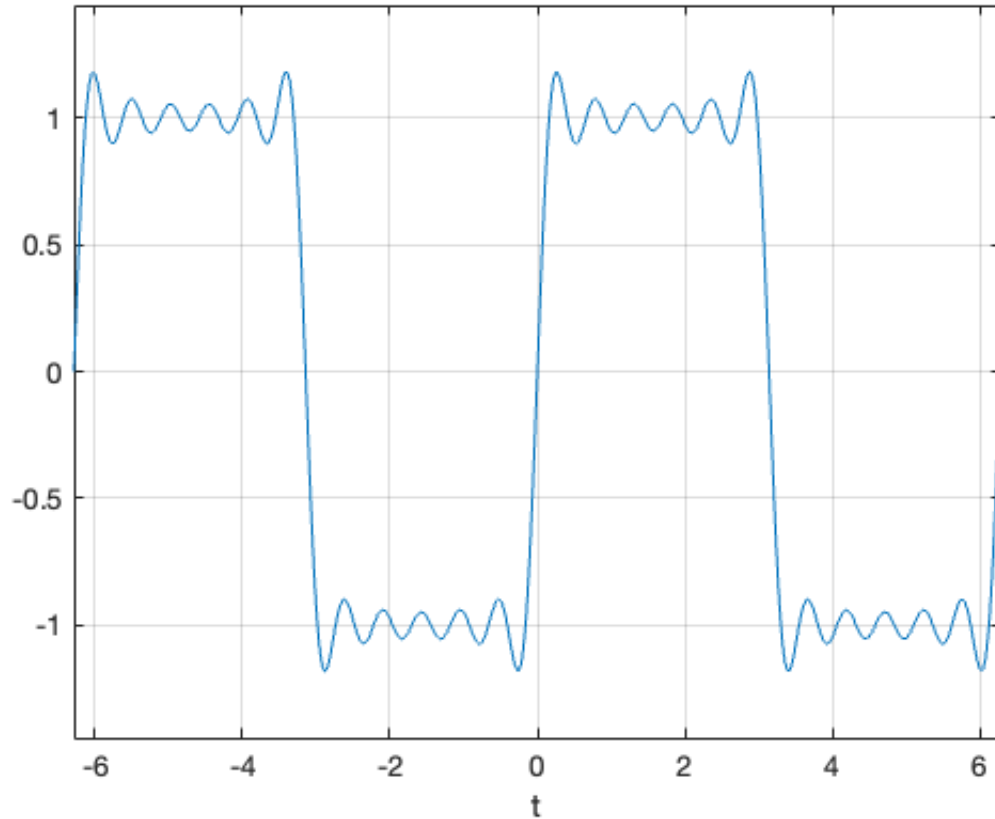
```
(sin(t)*((2.0*cos(pi) + 1.0)*(cos(pi) - 1.0) - 1.0*cos(pi) + 1.0))/pi
```

```
(18.0*pi)))/pi + (cos(5.0*t)*(0.4*sin(5.0*pi) - 0.2*sin(10.0*pi)))/pi
```

Plot result

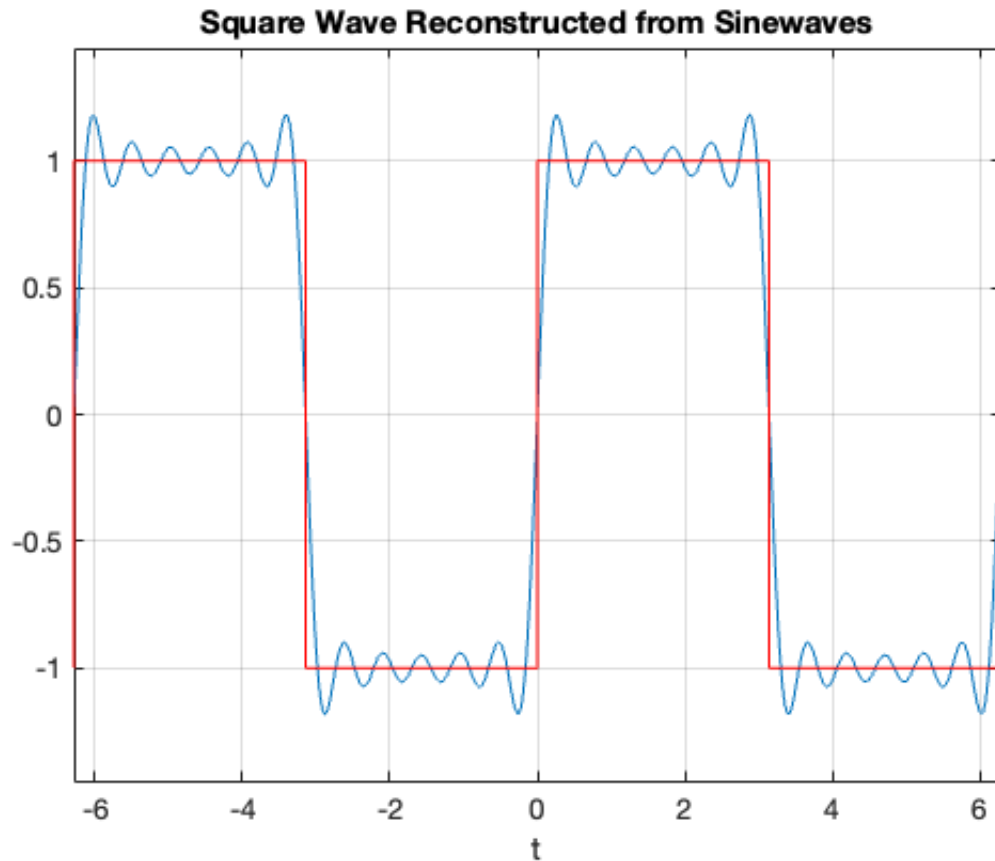
```
ezplot(ft_num),grid
```

$\pi) + 1.0) (\cos(\pi) - 1.0) - 1.0 \cos(\pi) + 1.0))/\pi + \dots + (\cos(7.0 t) (0.2857 \sin(7.0 \pi) - 0.1$



Plot original signal (we could use `heaviside` for this as well)

```
ezplot(ft_num)
hold on
clear pi
t = [-3,-2,-2,-2,-1,-1,-1,0,0,0,1,1,1,2,2,2,3]*pi;
f = [-1,-1,0,1,1,0,-1,-1,0,1,1,0,-1,-1,0,1,1];
plot(t,f,'r-')
grid
title('Square Wave Reconstructed from Sinewaves')
hold off
```



To run the full solution yourself download and run [square_ftsig.mlx](#).

The Result confirms that:

- $a_0 = 0$
- $a_i = 0$: function is odd
- $b_i = 0$: for i even - half-wave symmetry

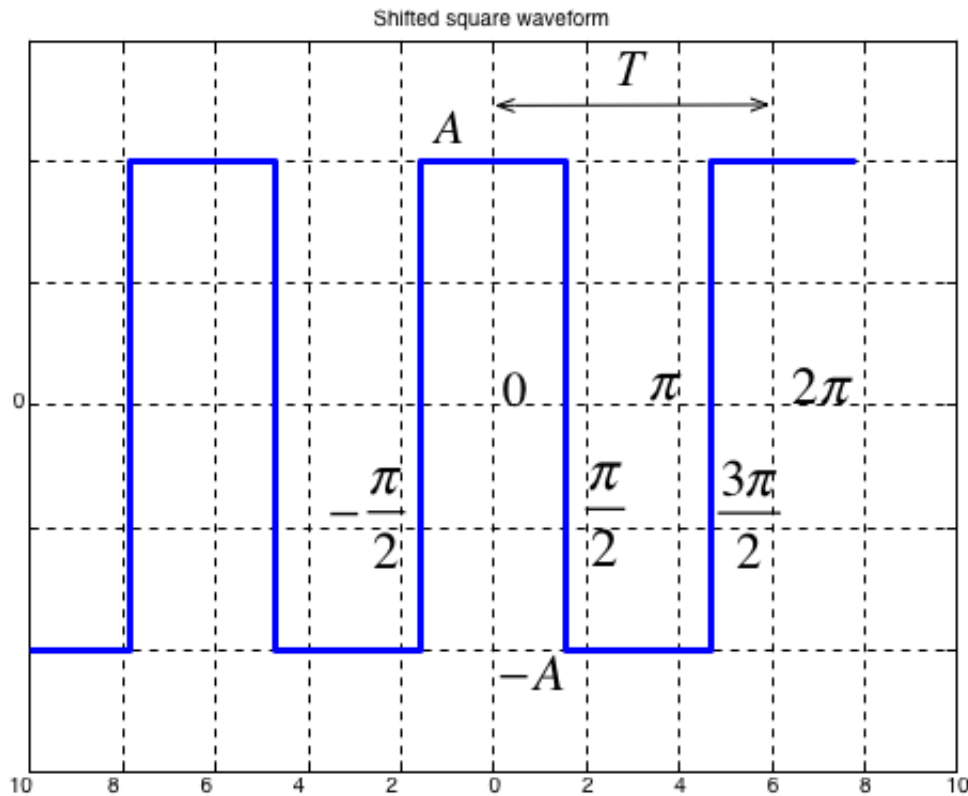
ft =

$(4*A*\sin(t))/\pi + (4*A*\sin(3*t))/(3*\pi) + (4*A*\sin(5*t))/(5*\pi) + (4*A*$

Note that the coefficients match those given in the textbook (Section 7.4.1).

$$f(t) = \frac{4A}{\pi} \left(\sin \Omega_0 t + \frac{1}{3} \sin 3\Omega_0 t + \frac{1}{5} \sin 5\Omega_0 t + \dots \right) = \frac{4A}{\pi} \sum_{n=\text{odd}} \frac{1}{n} \sin n\Omega_0 t$$

Using symmetry - computing the Fourier series coefficients of the shifted square wave



Calculation of Fourier coefficients for Shifted Square Wave Exploiting half-wave symmetry. This is almost the same procedure as before. You can confirm the results by downloading and executing this file: [shifted_sq_ftrig.mlx](#).

```
clear all
syms t n A pi
```

Define harmonics

```
n = [1:11];
```

DC component

```
half_a0 = 0
```

```
half_a0 =
    0
```

Compute harmonics - use half-wave symmetry

```
ai = 4/pi*int(A*cos(n*t),t,0,(sym(pi)/2));
```

```
bi = zeros(size(n));
```

Reconstruct f(t) from harmonic sine functions

```
ft = half_a0;
for k=1:length(n)
    ft = ft + ai(k)*cos(k*t) + bi(k)*sin(k*t);
end
```

Make numeric and print to 4 sig. figs.

```
ft_num = subs(ft,A,1.0);
ft_num = vpa(ft_num, 4)
```

```
ft_num =
```

```
(cos(4.0*t)*sin(2.0*pi))/pi + (0.5*cos(8.0*t)*sin(4.0*pi))/pi + (0.444
```

plot result and overlay original signal (we could use `heaviside` for this as well.

```

clear pi
ezplot(ft_num)
hold on
t = [-3,-2,-2,-2,-1,-1,-1,0,0,0,1,1,1,2,2,2,3]*pi;
f = [-1,-1,0,1,1,0,-1,-1,0,1,1,0,-1,-1,0,1,1];
plot(t-pi/2,f,'r-')
axis([-10,10,-1.5,1.5])
grid
title('Shifted Square Waveform Reconstructed from Cosines')
hold off

```



- As before $a_0 = 0$
- We observe that this function is even, so all b_k coefficients will be zero
- The waveform has half-wave symmetry, so only odd indexed coefficients will be present.
- Further more, because it has half-wave symmetry we can just integrate from $0 \rightarrow \pi/2$ and multiply the result by 4.

Note that the coefficients match those given in the textbook (Section 7.4.2).

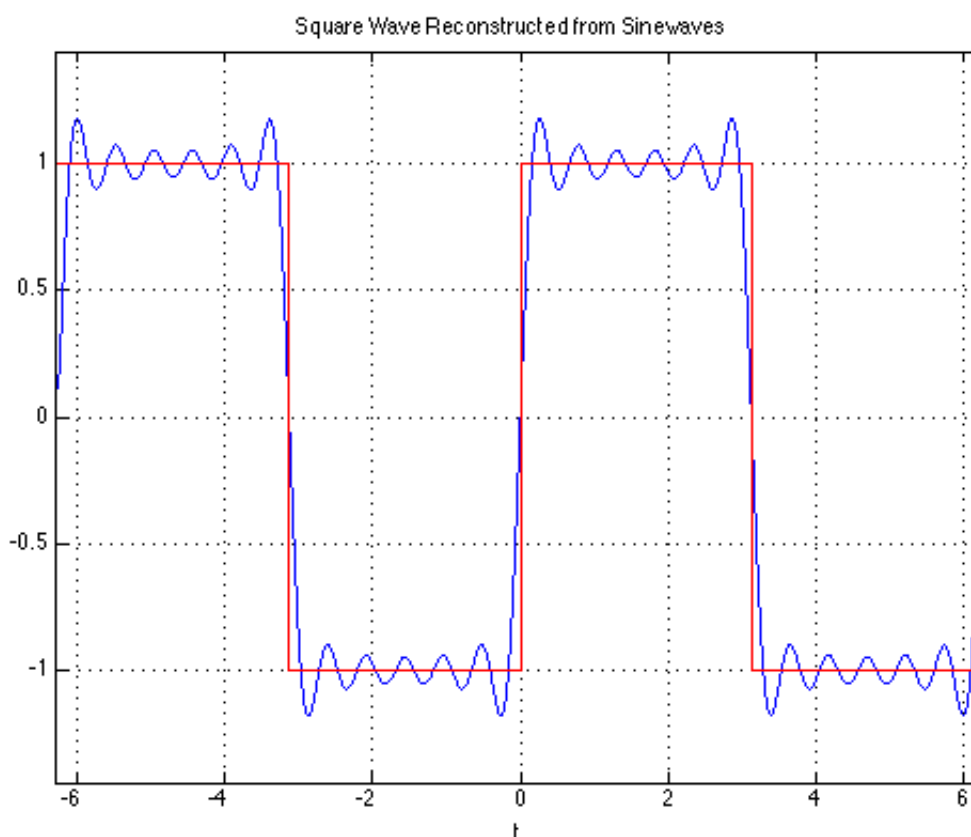
$$f(t) = \frac{4A}{\pi} \left(\cos \Omega_0 t - \frac{1}{3} \cos 3\Omega_0 t + \frac{1}{5} \cos 5\Omega_0 t - \dots \right) = \frac{4A}{\pi} \sum_{n=\text{odd}} (-1)^{\frac{n-1}{2}}$$

Gibbs Phenomenon

In an earlier slide we found that the trigonometric for of the Fourier series of the square waveform is

$$f(t) = \frac{4A}{\pi} \left(\sin \Omega_0 t + \frac{1}{3} \sin 3\Omega_0 t + \frac{1}{5} \sin 5\Omega_0 t + \dots \right) = \frac{4A}{\pi} \sum_{n=\text{odd}} \frac{1}{n} \sin n\Omega_0 t$$

This figure shows the approximation for the first 11 harmonics:



As we add more harmonics, the sum looks more and more like a square wave. However the crests do not become flattened; this is known as *Gibbs Phenomenon* and it occurs because of the discontinuity of the perfect square waveform as it

changes from $+A$ to $-A$ and *vice versa*.

< Previous
[Unit 3: Fourier Series](#)

Next
[Unit 3.2: Exponential Fourier Series](#) >